

FALL 2024

Pierce County and TCC by the Numbers

Pierce County

Population (2022)

921,130
residents



Top growth occupations

Projected Growth rate (2022-2032)



Nurse practitioners **3.97%**



Veterinary (Veterinarians, Technologists, Technicians, etc) **3.80%**



Information Security Analysts **3.56%**

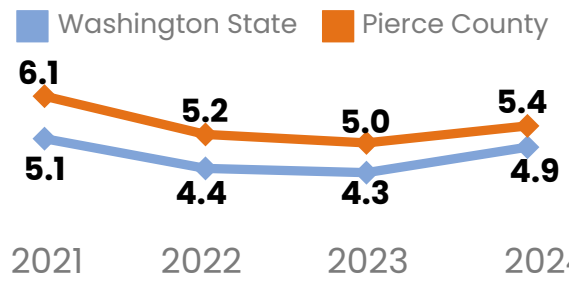


Massage Therapists **3.31%**




Multimedia Artists and Animators **3.29%**

Unemployment Rate



Median Household Income (2023 estimates)

\$98,000



Tacoma Community College

Total Students

10,261
(2023-2024)



Degree & Certificate Seeking Students

2023-2024

79%



Mental Health

Greatest barrier keeping students from seeking help with their mental health and emotional well-being

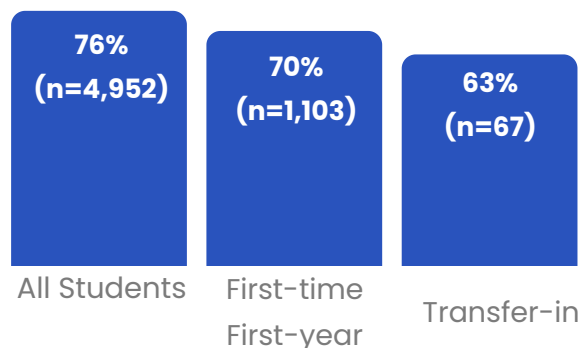
Barrier	%
Lack of resources (money, time, transportation)	32
Other	25
I do not know what kind of help I need	21
I do not know where to seek help	13
I worry about what others will think of me	9

Greatest barrier from seeking help
(n=1,020)



Retention

Fall to winter retention (2023 cohort)



First time entering students*

Milestone data for first time entering students who started in the fall.

Completed math within 1 year
27% (n=785)

Completed English within 1 year
52% (n=1,495)

Completed within 2 years
20% (n=586)

Employed in Year 4
62% (n=2,072)

*2021 cohort data except for employment outcomes (2019 cohort).

Notes:

Data sources: Institutional Research dashboards on the hub/SBCTC Data Warehouse, US Census Bureau, TCC student engagement survey, & Washington State Employment Security Department.

Check out the Institutional Research page on the TCC HUB for the data available to all faculty and staff: [TCC HUB>Departments>President's Office>Institutional Research](#). This newsletter and previous newsletters are posted on the hub as well.

For more information on this publication, contact: TCC Institutional Research office - Victoria Ichungwa, vichungwa@tacomacc.edu

INSTITUTIONAL RESEARCH

