



COVID-19 VACCINE INITIATIVES DATA STEWARDSHIP PRACTICES



My name is Chante, and I am a Data Specialist with the Department of Health and a graduate of TCC's HIMBAS program. I Currently work on the Power of Providers Initiative (POP) supporting Covid vaccine efforts in Washington State.

**Power of
Providers**

SAVE
Seek • Ask/Educate • Vaccinate • Empower

D O H . W A . G O V / P O P

The power of Providers' (POP) mission is to partner with providers to overcome healthcare barriers, engage, educate and empower the people of Washington.

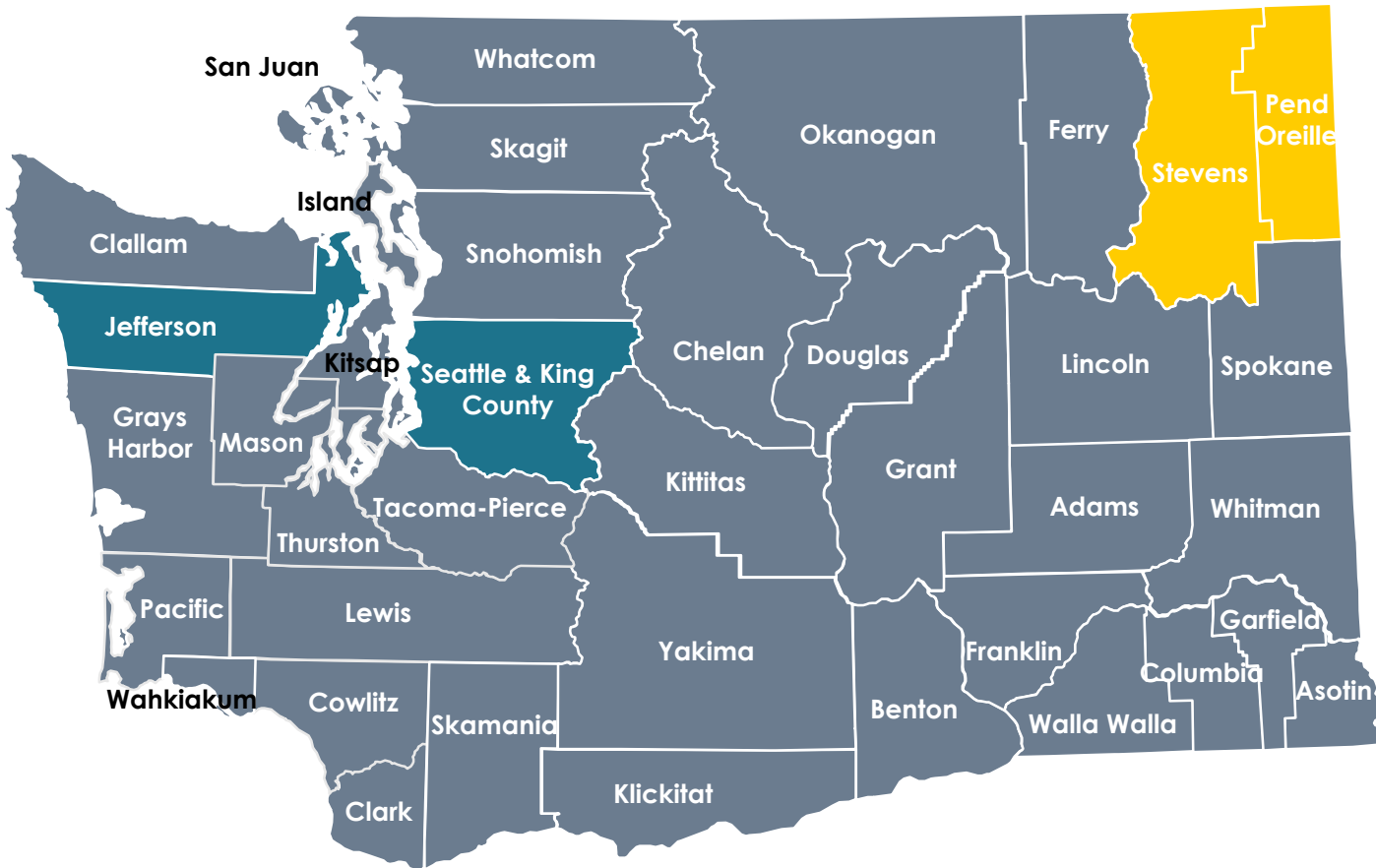
The Power of Providers Initiative (POP) was established in 2021 to help combat the devastation of the COVID-19 pandemic, and support Providers and health care facilities in Washington state.

Power of Providers



Pop’s vision is to establish partnerships with trusted health care professionals to help ensure the health and safety of communities.

Counties with the highest and lowest vaccination rates



■ Highest vaccination rates

■ Lowest vaccination rates



THE SPECIAL PROJECTS TEAM

- The SPECIAL PROJECTS TEAM is responsible for gathering cleaning and organizing raw data
- Creating metrics to track and measure data
- Collaborating with other teams
- Data Stewardship
- We are currently managing 4,952 unique records. 355 are Organization/association level points of contact
- POP members represent 86 distinct credentials. 35 subspecialties and 27 subspecialties

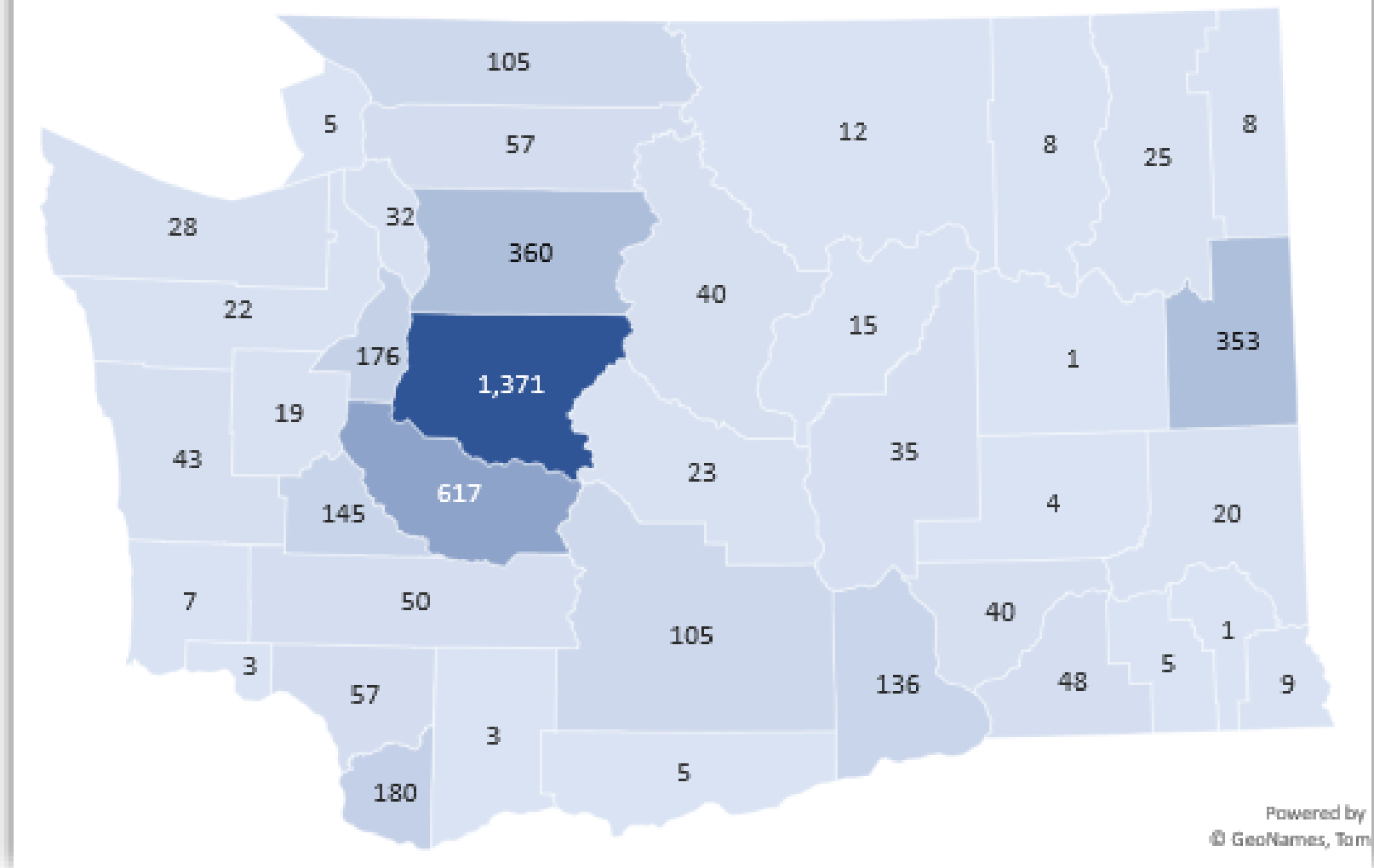
POP Customer Relationship Management Tool

The screenshot displays the Dynamics 365 CRM interface for the 'POP Default' entity. The table contains the following data:

Full Name	Email	Business Phone	Address 1: City	Address 1: County	Associated Data Source	POP Member	Associated Credential
[Redacted]	[Redacted]	[Redacted]	Marysville		Power of Providers	Yes	Home Care Aide Certification
[Redacted]	[Redacted]	[Redacted]	Puyallup		Power of Providers	Yes	Registered Nurse License
[Redacted]	[Redacted]	[Redacted]	Bellevue		Power of Providers	Yes	Nursing Assistant Certification
[Redacted]	[Redacted]	[Redacted]	University Place		Power of Providers	Yes	Registered Nurse License
[Redacted]	[Redacted]	[Redacted]	Pasco	Benton	Power of Providers	Yes	Physician And Surgeon License
[Redacted]	[Redacted]	[Redacted]	Seahurst		Power of Providers	Yes	Registered Nurse License
[Redacted]	[Redacted]	[Redacted]	Vancouver	Clark	Power of Providers	Yes	Registered Nurse License
[Redacted]	[Redacted]	[Redacted]	Pasco		Power of Providers	Yes	Registered Nurse License
[Redacted]	[Redacted]	[Redacted]	Oak Harbor		Power of Providers	Yes	Nursing Assistant Certification
[Redacted]	[Redacted]	[Redacted]	Grandview	Yakima	Power of Providers	Yes	Home Care Aide Certification
[Redacted]	[Redacted]	[Redacted]	Shelton		Power of Providers	Yes	Nursing Assistant Registration
[Redacted]	[Redacted]	[Redacted]	Seattle		Power of Providers	Yes	Speech Language Pathologist License
[Redacted]	[Redacted]	[Redacted]	Redmond		Power of Providers	Yes	Pharmacy Assistant License
[Redacted]	[Redacted]	[Redacted]	Omak	Okanogan	Power of Providers	Yes	
[Redacted]	[Redacted]	[Redacted]	Lakewood		Power of Providers	Yes	Nursing Assistant Certification

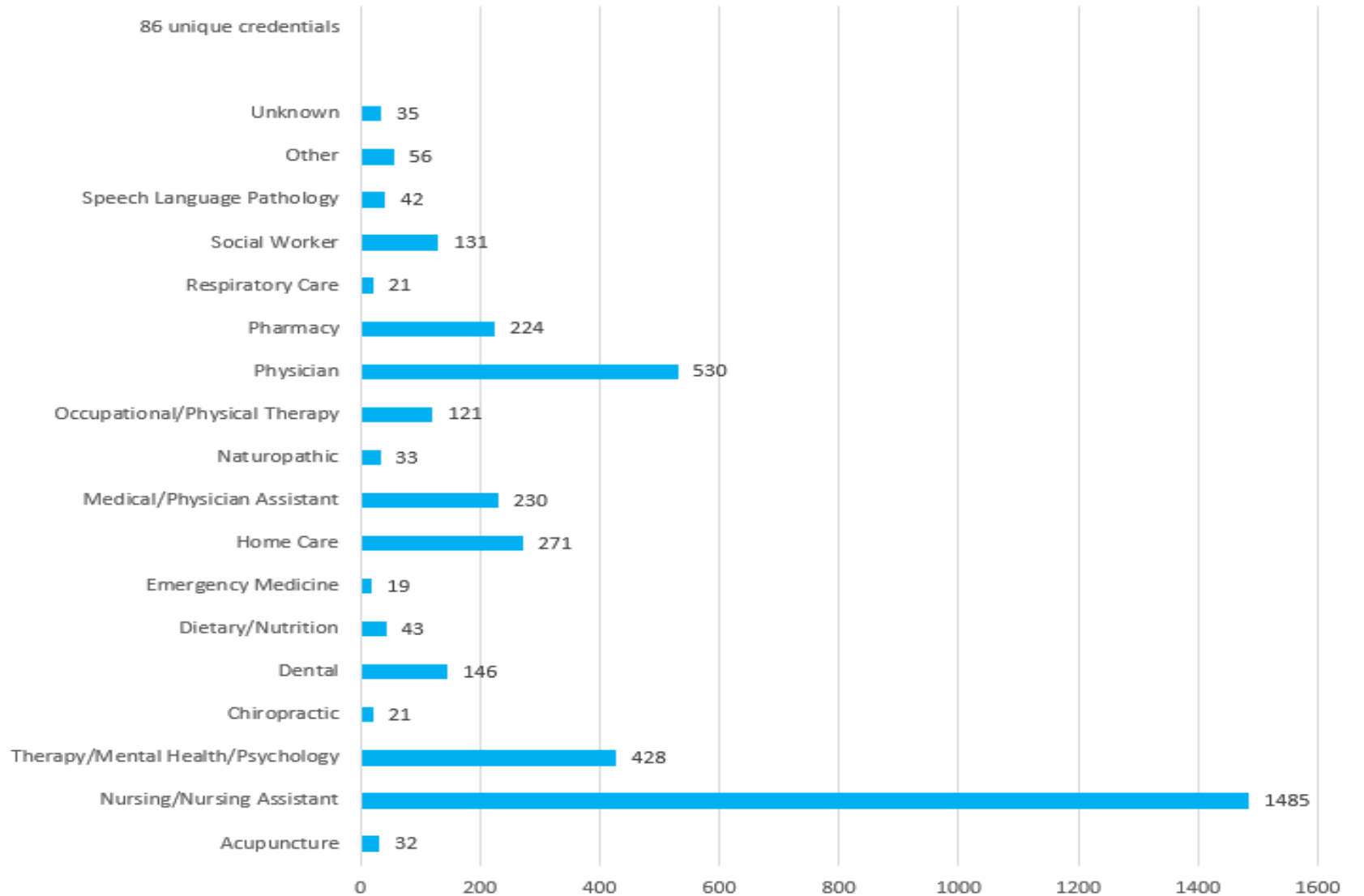
The CRM is one of the primary methods the SPECIAL PROJECTS TEAM is using to store and organize captured data.

Individual POP Provider Signups by County



Powered by
© GeoNames, Tom

POP Providers by Profession



Contact · Contact Details

Details Notes & Activities Preferences Files & Documents Related

Salutation	---	Preferred Method of Contact	*****
First Name	* Bruce	Business Phone	---
Middle Name	---	Home Phone	---
Last Name	* Wayne	Mobile Phone	206-555-1234
Job Title	Radiologist	Fax	---
Organization	*****	Email	DRBruceWayne@gotha...
Company Name	Gotham City Hospital	Owner	* CHANTE NYE

Address

Address Type	Primary	City	Gotham
Address Name	---	County	---
Street	123 Batman Way	State/Province	wa

Association L

- POP Mem
- Credential
- Datasourc
- Job Title
- Location/C
- Tribal Nati

Local Health J

You do not M

After Hours P

Example of what a typical provider profile looks like in the CRM

Bruce Wayne is not real person in the database



1 - 1 of 1

Page 1 →

Notes

Timeline



Search timeline

Enter a note...



Modified on: 4/14/2023 9:18 PM

Note modified by CHANTE NYE



Note subject goes here

Insert date of contact here Called provider script followed. **If there are additional details include link to additional details IE Sharepoint, excel spreadsheet etc.**

View more



Modified on: 3/27/2023 7:48 PM

Phone Call from: CHANTE NYE Closed



Provider Spotlight

Example provider contact note



The POP Initiative's Data Stewardship Practices

DATA STEWARDS



Washington State Agency Privacy Principles

The government performs a variety of functions that require handle personal information.

Public agencies have an obligation to handle personal information about Washington residents and responsibility and in a fair and transparent way.



It takes a team effort



Seven privacy principles

1. Lawful fair and responsible use
2. Data minimization
3. Purpose limitation
4. Transparency and accountability
5. Due Diligence
6. Individual Participation
7. Security



Everyone on The Initiatives Team shares the responsibility of data stewardship. Being a good data steward means maintaining a high-quality standard through out the entire data life cycle.

Data Classifications

Category 1: “Public Information”

Category 2 “Sensitive Information”

Category 3 “Confidential Information”

Category 4 “Confidential Information Requiring Special Handling”



What working with category 2 data means for The POP team.



The Initiatives Team works primarily with category 2 data. Although it is not confidential information, it is sensitive information that still needs to be protected.

Protecting data as remote employees

Since it is often impossible to classify data based on a single data element alone, some things to consider when handling this data include how the element could be combined with other elements in a data set, and how it can be used.





- Remote employees connect to a VPN, which stands for Virtual Private Network. Connecting to the VPN creates a protected connection that hides the user's actual public IP address. The VPN allows us to access what's called the "Y drive"
- The Y drive can only be accessed when connected to the VPN. It allows users to save files and store documents out of the desktop safely.



- **Additional steps to protect data while working remote include locking the computer when stepping away. This is especially important in setting when one is working in a shared space.**
- **Including only the necessary minimum data when exchanging or sharing of information.**
- **Double checking the email to ensure data is being sent to the correct recipient.**
- **Not using your personal email or computer to conduct DOH work.**
- **Ensuring software updates are completed on time.**

Additional resources for review

<https://watech.wa.gov/privacy/gov-agency-resources>

<https://doh.wa.gov/node/8511>

<https://watech.wa.gov/sites/default/files/public/privacy/WSAPP.pdf>

<https://watech.wa.gov/Data-Minimization-0>



To request this document in another format, call 1-800-525-0127. Deaf or hard of hearing customers, please call 711 (Washington Relay) or email civil.rights@doh.wa.gov.